

Aluminium & PVC Columns & Poles.

Number(s) :
0 307 00/03/07/13/14/35/36/42.
0 310 40/41/42/43/48/50/51/52/53/60/61/62/63/65/66/67/69



Cat Nos 0 307 00



Cat Nos 0 307 03/07



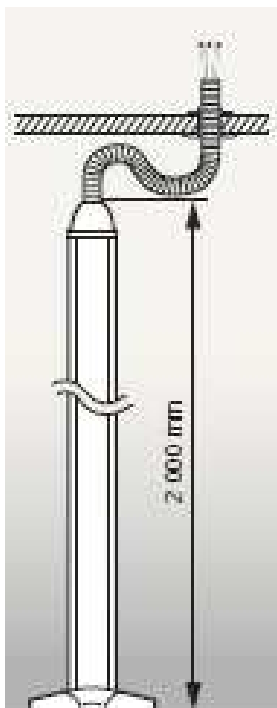
Cat Nos 0 307 42

CONTENTS	PAGES
1 Movable column	1 à 2
2 Columns & half-columns	2 à 4
3 Pole	4
4 Accessories	5
5 Mounting boxes	6 à 7
6 Material characteristics	7

All the system of aluminium columns offer :

- The cable management
- The use of various types of mounting boxes.
- An internal structure of aluminium with PVC covers, protection accessories for columns and completion accessories.
- Up to 4 equipped mounting boxes.
- Separation of data and energy cables.
- Energy supply by the ground or the overhead.
- Height 2.70m/3.90m (680mm for poles) can be adapted to a ceiling height of 3.80m/5m.

1. Movable column Cat Nos. 0 307 00.



1. Movable column Cat Nos. 0 307 00 (continued)

Movable column to be equipped:

- A Ø 60mm flexible sheath, capacity 4 x Ø 20mm length 2m.
- An aluminium base, length 2m, 4 compartments
- 4 white PVC covers length 1.9m
- 1 foot, 12kg, size Ø 400mm.
- A bag with earth connection and screws.

The energy supply is made by the ceiling.



Power supply from ceiling via a flexible sheath radius of movement of the column in relation to power supply point : 1.5m
Fixing in false ceiling which must not be more than 3m length.

The cutting in false ceiling which must be mini Ø 105mm (dimension max of movable column) & max Ø 140mm (dimension of protection covers – recovering : 160 – 20 = 140)

It's possible to install a partition cat.Nos 0 308 53 inside each compartment.

Aluminium & PVC Columns & Poles.

Number(s) :

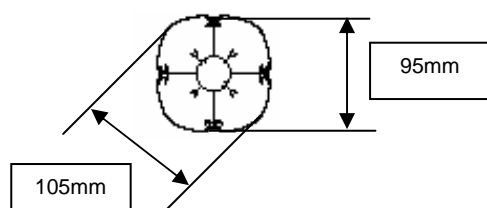
0 307 00/03/07/13/14/35/36/42.

0 310 40/41/42/43/48/50/51/52/53/60/61/62/63/65/66/67/69

1. Movable column Cat Nos. 0 307 00 (continued)

Dimensions :

Aluminium body + PVC covers for movable columns :

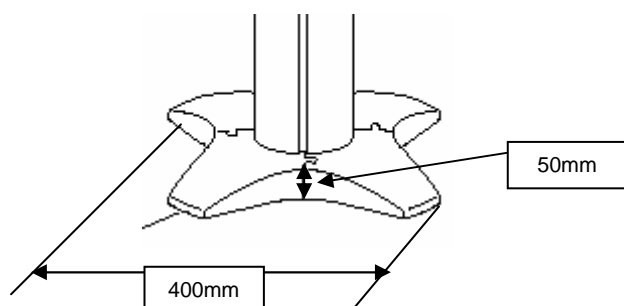


aluminium body

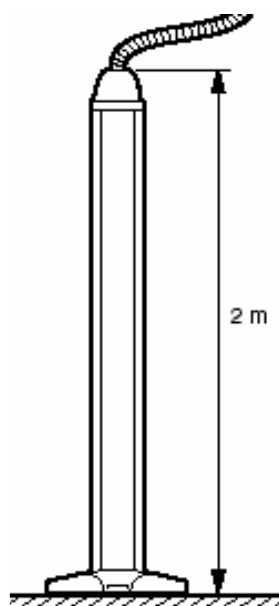
PVC cover



Foot of movable column :



Height of movable column :

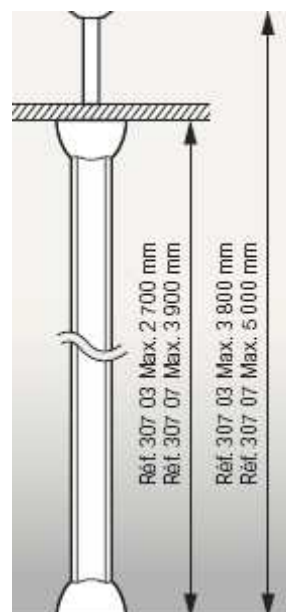


1. Movable column Cat Nos. 0 307 00 (continued)

Space available for cable management

	Body		Body & mounting box	
	Profilé seul		Profilé avec support appareillage	
	Ø Maxi	Section (mm ²)	Ø Maxi	Section (mm ²)
Colonne 30700	25	1250	2 x 13	350

2. Columns & half-columns cat.Nos. 0 307 03/07/35/36.



They are composed of :

- An aluminium body of 2 or 4 compartments (following the cat.Nos)
- 2 or 4 PVC white covers.
- A telescopic pole with accessories to adjust the height.
- 2 bases plates of fixing for the ground and the overhead made in polycarbonate.
- 2 white protection covers in PVC
- 1 or 2 white adapters floor passage in PVC
- A bag with earth connection and screws.

You can shorten the aluminium body but take care of not cutting the telescopic pole.

Aluminium & PVC Columns & Poles.

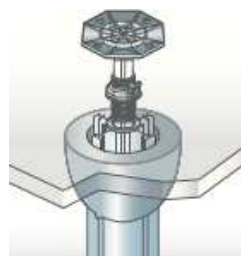
Number(s) :

0 307 00/03/07/13/14/35/36/42.

0 310 40/41/42/43/48/50/51/52/53/60/61/62/63/65/66/67/69

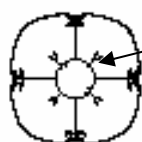
2. Columns & half-columns cat.Nos. 0 307 03/07/35/36 (continued)

The energy supply is made by the ground or the overhead but columns and half-columns are not mobile.



Columns 4 compartments cat.Nos. 0 307 03/07.

Available in 2 dimensions following the height of overhead and equipped with 4 compartments. It's possible to install a partition cat.Nos 0 308 53 inside each compartment.



Partition ref 0 308 53
Clipping partition here.

Ref. 0 307 03, Height = 2.70m and can be attached until height of 3.80m.

Ref. 0 307 07, Height = 3.90m and can be attached until height of 5m.

half-columns cat.Nos. 0 307 35/36.

They have the same installation system that of 4 compartments aluminium columns. Instead of 4, they only 2 compartments that can receive mounting boxes. Usually, they are positioned against a wall. They receive white half-protection covers in PVC. They are available in 2 dimensions following the height of the overhead.



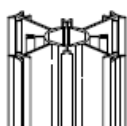
Ref. 0 307 35, Height = 2.70m and can be attached until height of 3.80m.

Ref. 0 307 36, Height = 3.90m and can be attached until height of 5m.

Dimensions :

aluminium body

PVC covers



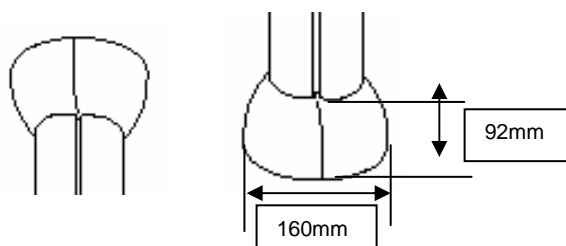
Height of body and covers :

0 307 03/35	2.68m
0 307 07/36	3.88m

2. Columns & half-columns cat.Nos. 0 307 03/07/35/36 (continued)

Dimensions (continued) :

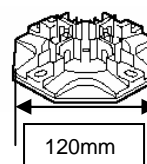
Protection covers for columns:



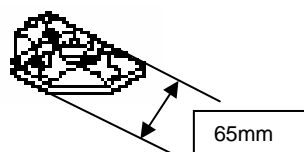
Half-protection covers for half-columns.



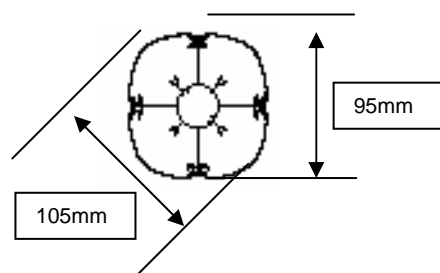
Base plate of fixing for columns :



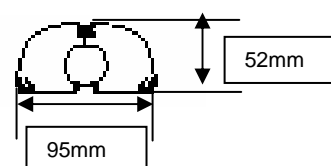
Base plate of fixing for half-columns :



Aluminium body + PVC covers for columns :



Aluminium body + PVC covers for half-columns :



Aluminium & PVC Columns & Poles.

Number(s) :

0 307 00/03/07/13/14/35/36/42.

0 310 40/41/42/43/48/50/51/52/53/60/61/62/63/65/66/67/69

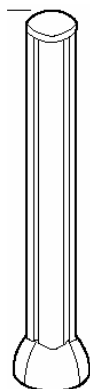
2. Columns & half-columns cat.Nos. 0 307 03/07/35/36 (continued)

Space available for cable management

Body & mounting box

	Body		Body & mounting box	
	Profilé seul		Profilé avec support appareillage	
	Ø Maxi	Section (mm2)	Ø Maxi	Section (mm2)
Colonnes 307 03 / 07	25	1250	2 x 13	350
Demi-colonnes 307 35 / 36	28	1200	13	200

3. Pole cat.Nos. 0 307 42.



They are composed of :

- An aluminium body of 4 compartments (height=650mm).
- 4 PVC covers (height 630mm)
- 1 base plate of fixing for the ground made in polycarbonate.
- 1 white protection covers in PVC.
- 1 white completion covers in PVC.
- 2 white adapters floor passage in PVC.
- A bag with earth connection and screws (screw 6x10 and nut HM6)

The energy supply is made by the ground using technical floor or floor passage.

Poles are not mobile.

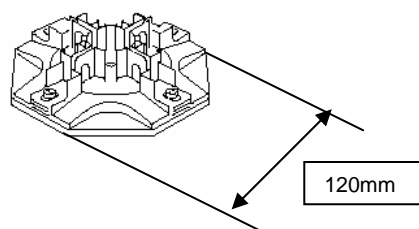
It's possible to install a partition cat.Nos 0 308 53 inside each compartment.

Maximum height in special ordering = 1,30m

Maximum mounting boxes per face = 2 of 6 Mosaic modules.

Dimensions.

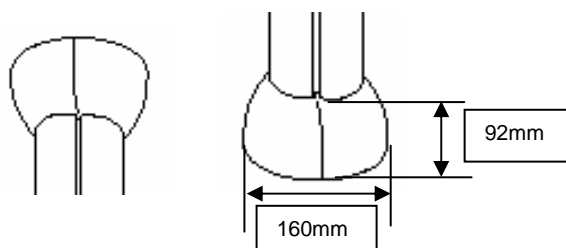
Base plate of fixing for pole :



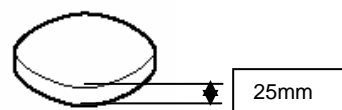
3. Pole cat.Nos. 0 307 42 (continued)

Dimensions (continued) :

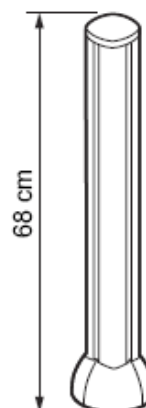
Protection covers for pole:



Completion covers for pole:



Pole :



For information :

There is 560mm height available per each face on pole for installation of mounting boxes.

Space available for cable management

	Body		Body & mounting box	
	Ø Maxi	Section (mm2)	Ø Maxi	Section (mm2)
30742	25	1250	2 x 13	350

Aluminium & PVC Columns & Poles.

Number(s) :

0 307 00/03/07/13/14/35/36/42.

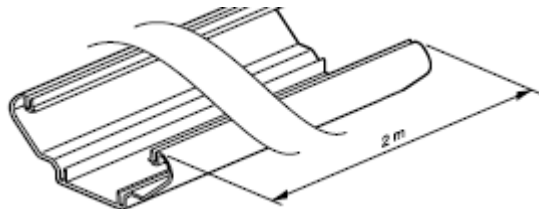
0 310 40/41/42/43/48/50/51/52/53/60/61/62/63/65/66/67/69

4. Accessories.

1. Empty mounting boxes to be equipped Cat Nos 0 307 13/14.

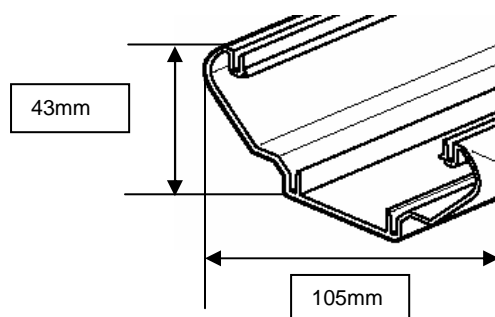
For equipped Columns, half-columns and poles with wiring devices Mosaic, Sagane or Lexic Legrand.

Body of mounting boxes Cat Nos réf. 30713.

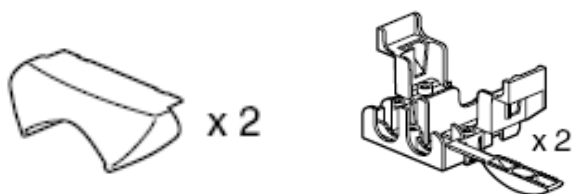


Length 2m, for mounting 60mm fixing centres wiring accessories, Mosaic & Lexic.
Supplied with cable clamp.

Dimensions.

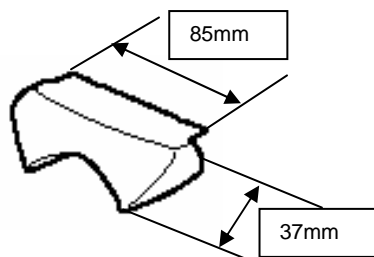


End caps for mounting boxes



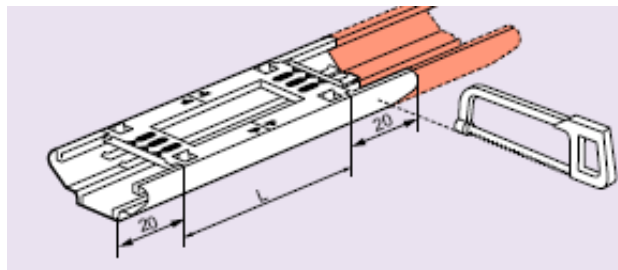
End caps are equipped with tightener x 2 for fixing the mounting boxes on the trunking cat Nos 0 307 13 for fixing on Columns, half-columns and poles.

Dimensions.



4. Accessories (continued)

1. Empty mounting boxes to be equipped Cat Nos 0 307 13/14 (continued)



Self-assembly wiring accessory units :

To equip your columns, use a wiring accessory support unit Work out how many sockets you need to install, choose one or more wiring accessory supports and use the table below to calculate the length of unit you need.
Allow an additional 20mm of each end of the unit for fitting the end caps

Série	Nb de Modules ou Postes	Réf support	L en mm
Mosaic	2 modules	1 x 109 22	104
	2 x 2 modules	2 x 109 22	224
	3 x 2 modules	3 x 109 22	344
	4 x 2 modules	4 x 109 22	464
	4 modules	1 x 109 42	149
	2 x 4 modules	2 x 109 42	314
	6 modules	1 x 109 62	194
	2 x 6 modules	2 x 109 62	404
Sagane	8 modules	1 x 109 02	239
	2 x 8 modules	2 x 109 82	494
	1 poste	1 x 109 13	113
	2 postes	2 x 109 13	243
Lexic	3 postes	3 x 109 13	373
	4 postes	4 x 109 13	503
	1 x 3 modules	1 x 109 35	175

(length excluding dimensions of 2 x 20mm end caps)

Aluminium & PVC Columns & Poles.

Number(s) :

0 307 00/03/07/13/14/35/36/42.

0 310 40/41/42/43/48/50/51/52/53/60/61/62/63/65/66/67/69

5. Mounting boxes.

1. Pre-wired mounting boxes cat.Nos. 31040/41/42/43/45/46/47/48/61/63/65/66/67

Mounting boxes equipped with white Mosaic sockets. They are clipped directly on the aluminium body of columns, half-columns and poles. They are delivered with a set of 2 ends.

Mounting boxes equipped with white Mosaic sockets:



ref 0 310 40

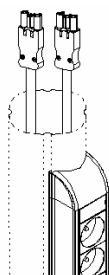


ref 0 310 42

Cat.Nos	Dimensions Lxlarge (mm)	Fonctions
French std 0 310 40 German std 0 310 50	260x61	3x2P+T
French std 0 310 41 German std 0 310 51	260x61	3x2P+T tamper-proof
French std 0 310 42 German std 0 310 52	328x61	2x2P+T + 2x2P+T tamper-proof
French std 0 310 43 German std 0 310 53	418x61	3x2P+T + 3x2P+T tamper-proof

Mounting boxes equipped with white Mosaic sockets:

They are delivered with HO5 VVF 3G2.5mm² cord, 500mm length equipped with male fast connector 2 P+T (black for main circuit and white for second circuit)

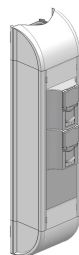


réf 31048

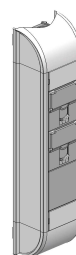
Cat.Nos	Dimensions Lxlarge (mm)	Fonctions
0 310 48	418x61	3x2P+T + 3x2P+T tamper-proof

5. Mounting boxes (continued)

Mounting boxes equipped with white RJ45 sockets:



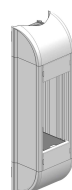
ref 0 310 61




ref 0 310 63

Cat.Nos	Dimensions Lxlarge (mm)	Fonctions
0 310 60	260x61	2xRJ 45 Cat. 6 UTP rear pluggable + 1 blanking plate 2 mod
0 310 61	260x61	2xRJ 45 Cat. 6 FTP rear pluggable + 1 blanking plate 2 mod
0 310 62	260x61	2xRJ 45 Cat. 6 UTP + 1 blanking plate 2 mod
0 310 63	260x61	2xRJ 45 Cat. 6 FTP + 1 blanking plate 2 mod

Empty mounting boxes to be equipped with white Mosaic or RJ45 sockets:



ref 0 310 65

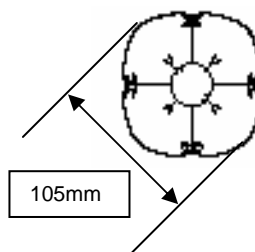


ref 0 310 66

Cat.Nos	Dimensions Lxlarge (mm)	Fonctions
0 310 65	215x61	4 modules
0 310 66	328x61	8 modules
0 310 67	418x61	12 modules

Dimensions of mounting boxes clipped on columns and poles :

Distance: 105mm lid to lid (see diagram below)



If you want to know exact dimensions of mounting boxes installed on columns, please add 25mm to the dimensions of a compartment. Example :

No mounting boxes = 105mm
1 mounting box = 130mm in diagonal
2 mounting boxes = 155mm in diagonal

Aluminium & PVC Columns & Poles.

Number(s) :

0 307 00/03/07/13/14/35/36/42.

0 310 40/41/42/43/48/50/51/52/53/60/61/62/63/65/66/67/69

5. Mounting boxes (continued)

Mounting boxes positioning :

On columns :

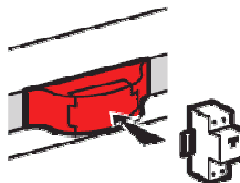


On Poles :



5. Mounting boxes (continued)

Mosaic Lexic modular cat.Nos. 0 310 69



White colour Programme Mosaic.

- for installation of Mosaic Lexic modular.

Fixing on Empty mounting boxes to be equipped

Dimensions.

H : 40mm

I : 45mm

L : 90mm

Mosaic Lexic modular are equipped with Cover modular support

6. Characteristics matters.

The columns, half-columns, movable columns and poles have an internal body in aluminium and PVC covers.

Base plates of fixing are made in black polycarbonate.

White protection covers are in PVC

White completion covers for poles are in PVC

The adapters of floor passage are in white PVC

Mounting boxes are made of white PVC with white end caps in ABS